

FSE - Jak zacząć?

Marcin Krzemiński

krzeminski.net / devzilla.pl / akademiagutenberg.pl
marcin@krzeminski.net

Kim jestem?

Z WordPresssem od wersji 2.0.2 (2006 r.)

xfive

POZnań*



Lublin
MIASTO INSPIRACJI

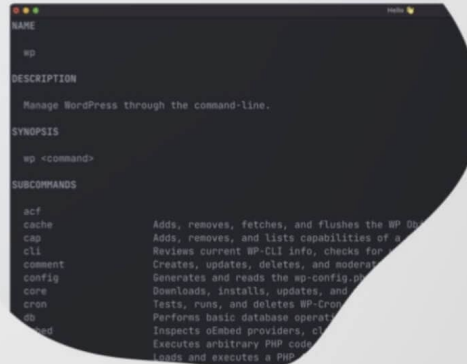




Sobota* z WordPresssem
Środa z Gutenbergiem

Marcin Krzemiński

wp-cli wprowadzenie

A terminal window with a dark background and light text. The text is the help output for the 'wp' command. It includes sections for NAME, DESCRIPTION, SYNOPSIS, and SUBCOMMANDS. The subcommands listed are cache, cap, cli, comment, config, core, cron, db, embed, and eval. Each subcommand has a brief description of its function.

```
NAME
wp

DESCRIPTION
Manage WordPress through the command-line.

SYNOPSIS
wp <command>

SUBCOMMANDS
cache      Adds, removes, fetches, and flushes the WP object cache.
cap        Adds, removes, and lists capabilities of a user.
cli        Reviews current WP-CLI info, checks for updates, and lists available commands.
comment    Creates, updates, deletes, and moderates comments.
config     Generates and reads the wp-config.php file.
core       Downloads, installs, updates, and uninstalls WordPress core.
cron       Tests, runs, and deletes WP-Cron events.
db         Performs basic database operations.
embed      Inspects oEmbed providers, checks for supported providers, and registers providers.
eval       Executes arbitrary PHP code.
eval-file  Loads and executes a PHP file.
```

Poznaj świat wiersza poleceń dla swojego ulubionego CMSa.

© 2022 - devzilla.pl



to: jarek.pabijan@gmail.com

Zacznijmy od samego początku

25 stycznia 2022

1 rok 8 miesięcy 3 tygodnie 5 dni temu

WordPress 5.9

Szczegółowe informacje o wszystkim co pojawiło się w 5.9

Full Site Editing

Mindblown: a blog about philosophy.

Naming and Necessity by Saul Kripke

Inspired by this wind of promise,
my daydreams become more
fervent and vivid.

Sept 10, 2021

The Second Sex by Simone de Beauvoir

I feel a cold northern breeze play
upon my cheeks, which braces my
nerves and fills me with delight.

Sept 8, 2021

The Human Condition by Hannah Arendt


I try in vain to be persuaded that
the pole is anything but the region
of beauty and delight.

Sept 6, 2021

Get daily
reflections
in your inbox.

< Browse styles

Choose a different style combination for
the theme styles



Full Site Editor

Wpis wyjaśniający zmianę nazewnictwa z dnia 4 listopada 2022

Czym jest FSE?

To nie tylko motywy blokowe

To nie tylko motywy blokowe

Cały ekosystem zbudowany wokół bloków.

Edytor

Narzędzie umożliwiające bezpośrednią edycję i nawigację między **szablonami, wzorcami, fragmentami szablonów, stylami** i nie tylko.

wp.test

WordPress Nightly 0 + Utwórz

Witaj, marcin

Kokpit

Strona główna
Aktualizacje

- Wpisy
- Media
- Strony
- Komentarze
- Wygląd
- Wtyczki
- Użytkownicy
- Narzędzia
- Ustawienia
- Zwiń menu

Stan witryny

Witryna ma krytyczny problem, który należy jak najszybciej rozwiązać, aby poprawić jej wydajność i bezpieczeństwo.

Powinien zostać poprawiony

Spójrz na 6 elementów na [ekranie Stan witryny](#).

Motyw

Edytor 1 strona

1 komentarz


Używasz WordPressa 6.4-beta4-56961 z motywem [Twenty-Four](#).

Aktywność

Ostatnio opublikowane

15 paź, 10:32 am [Hello world!](#)

Najnowsze komentarze

 Od A WordPress Commenter do Hello world!
Hi, this is a comment. To get started with moderating, editing, and deleting comments, please visit the Comments screen in...

Wszystkie (1) | Moich (0) | Oczekujące na przegląd (0) | Zatwierdzono (1) | Spam (0) | Kosz (0)

Szybki szkic

Tytuł

Treść


O czym myślisz?

Zapisz szkic

Wydarzenia i nowości

Weź udział w nadchodzącym wydarzeniu w pobliżu ciebie.

[Wybierz położenie](#)

 **WordCamp Wrocław** 21.10.2023, sobota
WordCamp - Wrocław

Chcesz więcej wydarzeń? [Pomóż nam zorganizować następne!](#)

[WordUp Trójmiasto #19 – 2 grudnia 2023](#)
[WordCamp Gdynia \(NextGen\) – 30.09.2023](#)
[WordUp Trójmiasto #19 – 2 grudnia 2023](#)
[WordCamp Gdynia \(NextGen\) – 30.09.2023](#)
[WordUp Trójmiasto #18 już 22 kwietnia 2023 <—###](#)

Spotkania [WordCampy](#) | [Aktualności](#)

Przesuń tutaj sekcje

Przesuń tutaj sekcje

wp.test/wp-admin/site-editor.php?theme=twentyfour-beta-4&lang=pl_PL

Używasz wersji rozwojowej (6.4-beta4-56961). Fajnie! Prosimy o [pozostawanie na bieżąco](#).

wp.test


WordPress Nightly

Sample Page

A commitment to innovation and sustainability

Études is a pioneering firm that seamlessly merges creativity and functionality to redefine architectural excellence.

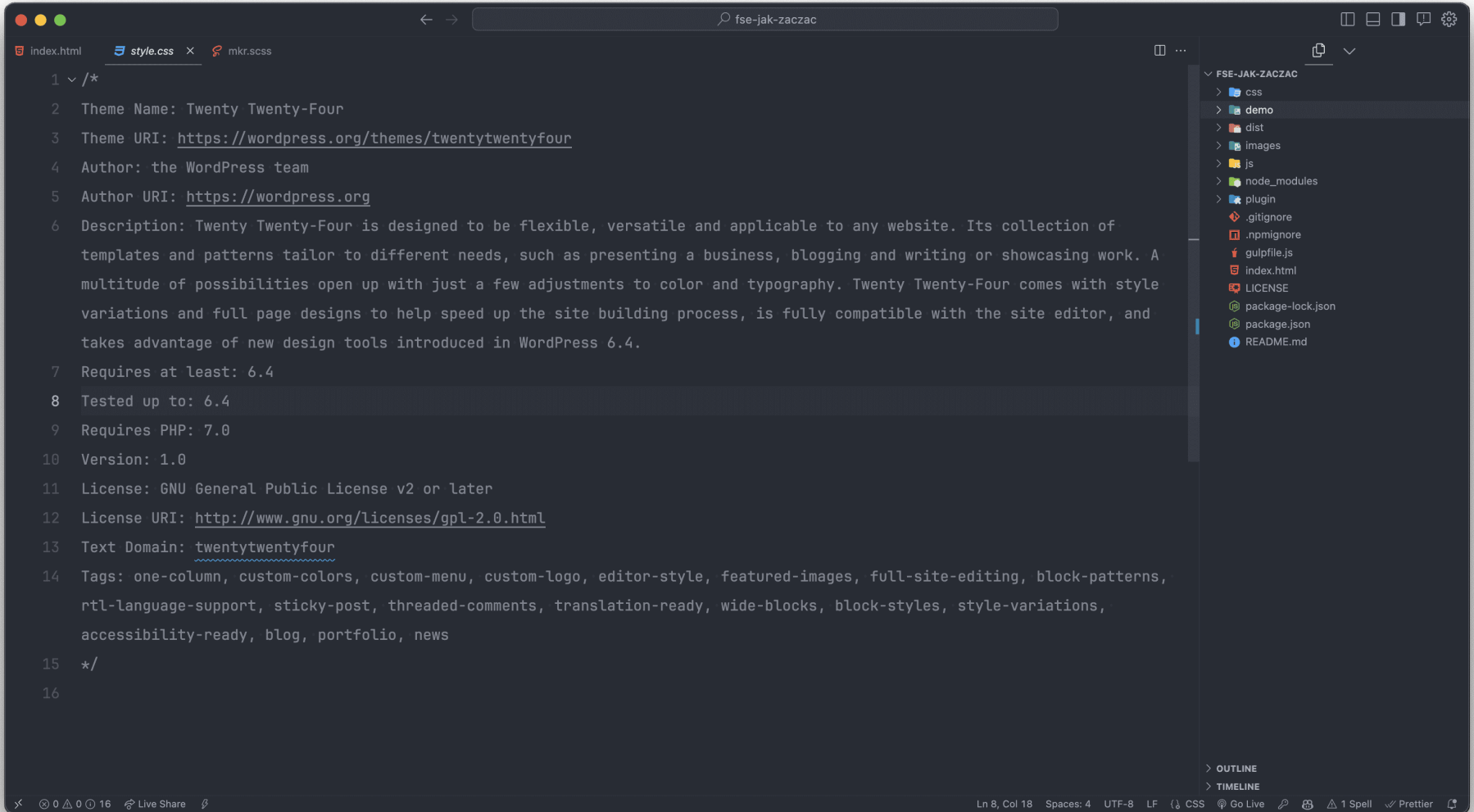
About us

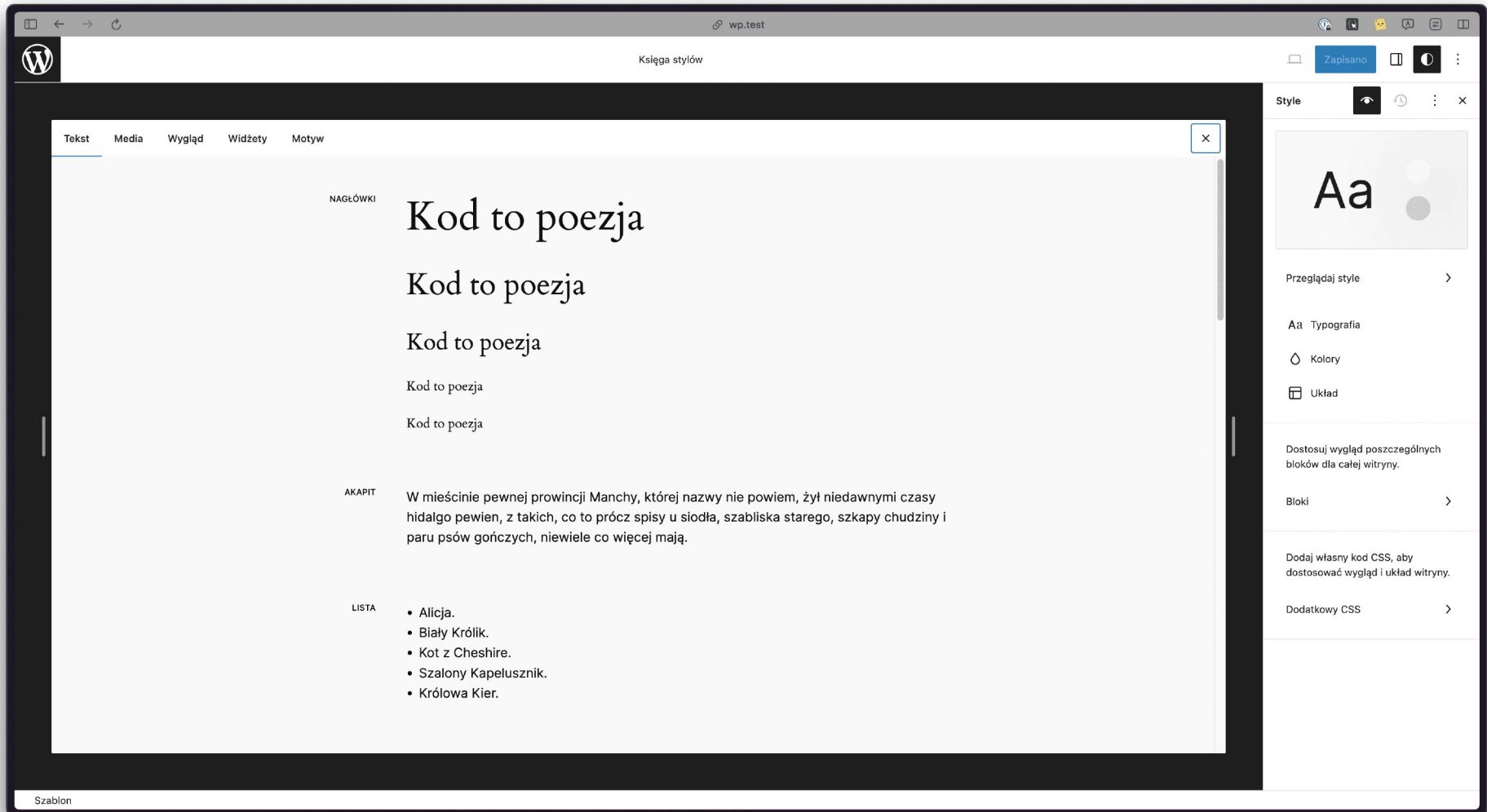


✓ Zapisano

Style

Silnik zarządzający stylami na trzech poziomach: **bloku**, **szablonu** oraz **globalnie**.





wp.test


WordPress Nightly Edit site 0 + New Howdy, marcin

WordPress Nightly Sample Page

A commitment to innovation and sustainability

Études is a pioneering firm that seamlessly merges creativity and functionality to redefine architectural excellence.

About us



```
<!DOCTYPE html>
<html lang="en-US" data-lt-installed="true">
  <head> ... </head>
  <body class="home blog logged-in admin-bar no-customize-support w
p-embed-responsive vsc-initialized"> == $0
  ><div id="wpadminbar" class="nojq"> ... </div>
  ><a class="skip-link screen-reader-text" href="#wp--skip-link--ta
rget">Skip to content</a>
  ><div class="wp-site-blocks"> ... </div>
  < body.home.blog.logged-in.admin-bar.no-customize-support.wp-embed-respon
  >
  Styles Computed Layout Event Listeners DOM Breakpoints >>
  Filter :hov .cls +, -
  element.style {
  }
  body { (index):197
  background-color: var(--wp--preset--color--base);
  color: var(--wp--preset--color--contrast);
  font-family: var(--wp--preset--font-family--body);
  font-size: var(--wp--preset--font-size--medium);
  font-style: normal;
  font-weight: 400;
  line-height: 1.55;
  --wp--style--root--padding-top: 0px;
  --wp--style--root--padding-right: var(--wp--preset--spacing--50);
  --wp--style--root--padding-bottom: 0px;
  --wp--style--root--padding-left: var(--wp--preset--spacing--50);
  }
  body { (index):197
  --wp--style--block-gap: 1.2rem;
  }
  body { (index):197
  margin: 0;
  --wp--style--global--content-size: 620px;
  --wp--style--global--wide-size: 1280px;
  }
  body { (index):197
```


Dedykowane bloki

Odpowiedniki dla tagów szablonów (`the_author()`, `the_title()`, `the_tags()`, itd.), nawigacja, pętla zapytania, i wiele więcej.

wp.test

Główna strona bloga

Zapisano

Szukaj

Wzorce Bloki Media

Footer Footer: Writer Sidebar

Header Awatar Tytuł

Zajawka Featured Image Content

Author Author Name Date

Modified Date Kategorie Tagi

Następny wpis Poprzedni wpis Dowiedz się więcej

Komentarze Comments Form Zaloguj/wyloguj się

Tytuł archiwum Tytuł wyników wyszukiwania Author Biography

Watch, Read, Listen

Brak wyników.

1 Hello world!

2

3 Welcome to WordPress. This is your first post. Edit or delete it, then start writing!

4 Dodaj treść odnośnika „czytaj dalej!”

paź 15, 2023 — by marcin in Uncategorized

Szablon > Grupa > Grupa > Kolumny > Kolumna > Pętla zapytania

The screenshot shows the WordPress theme editor interface. The main content area displays a list view of a post with the following elements:

- Header: "Watch, Read, Listen"
- Text: "Hello world!"
- Image placeholder: A large gray rectangle representing a featured image.
- Text: "Welcome to WordPress. This is your first post. Edit or delete it, then start writing!"
- Text: "Dodaj treść odnośnika „czytaj dalej!”"
- Text: "paź 15, 2023 — by marcin in Uncategorized"

Annotations with red arrows point from the left sidebar to the corresponding elements in the main content area:

- "Tytuł" points to "Hello world!"
- "Featured Image" points to the image placeholder
- "Zajawka" points to "Welcome to WordPress. This is your first post. Edit or delete it, then start writing!"
- "Date" points to "paź 15, 2023"
- "Author Name" points to "by marcin"
- "Kategorie" points to "in Uncategorized"

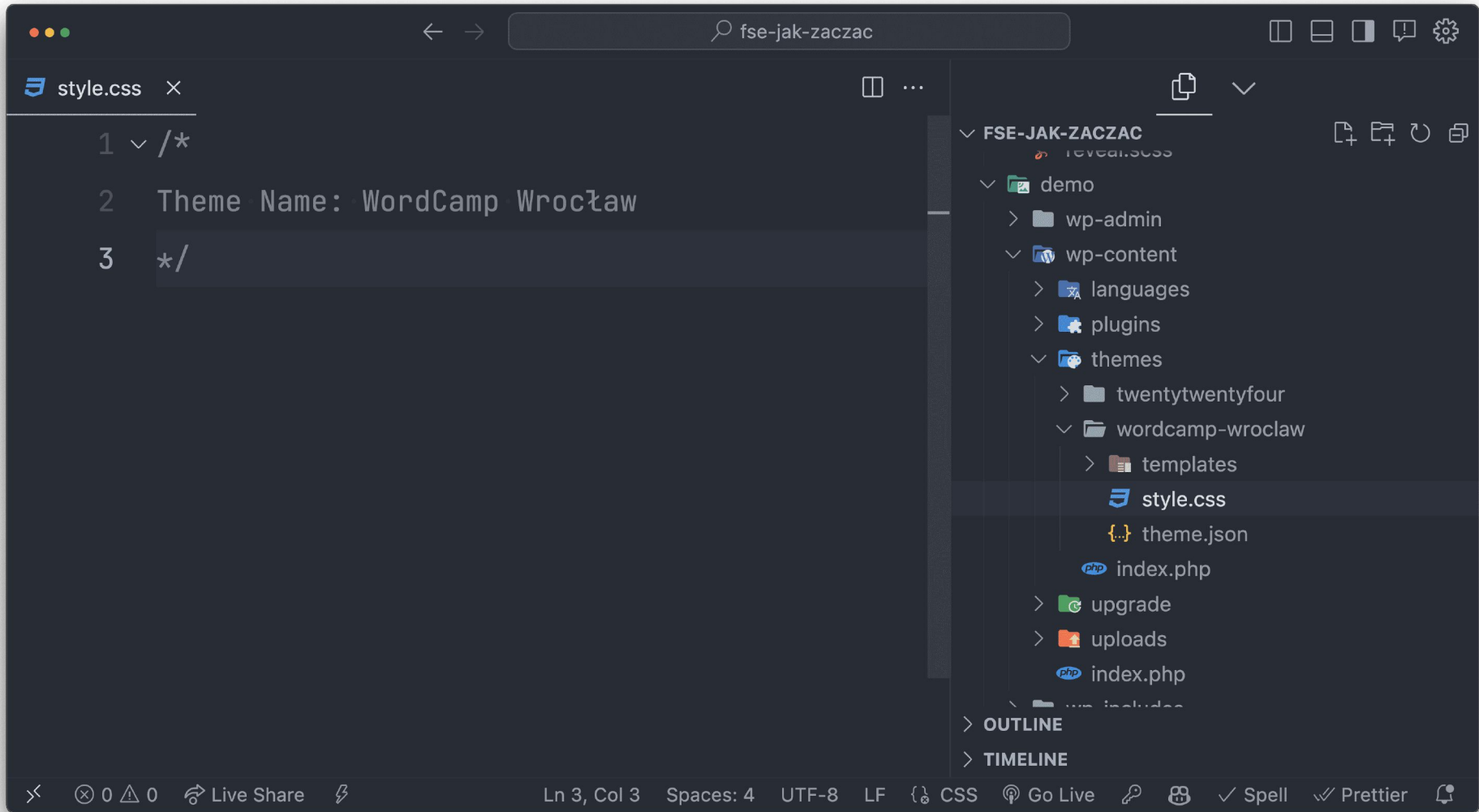
The right sidebar shows the "Szablony" (Templates) panel with the following content:

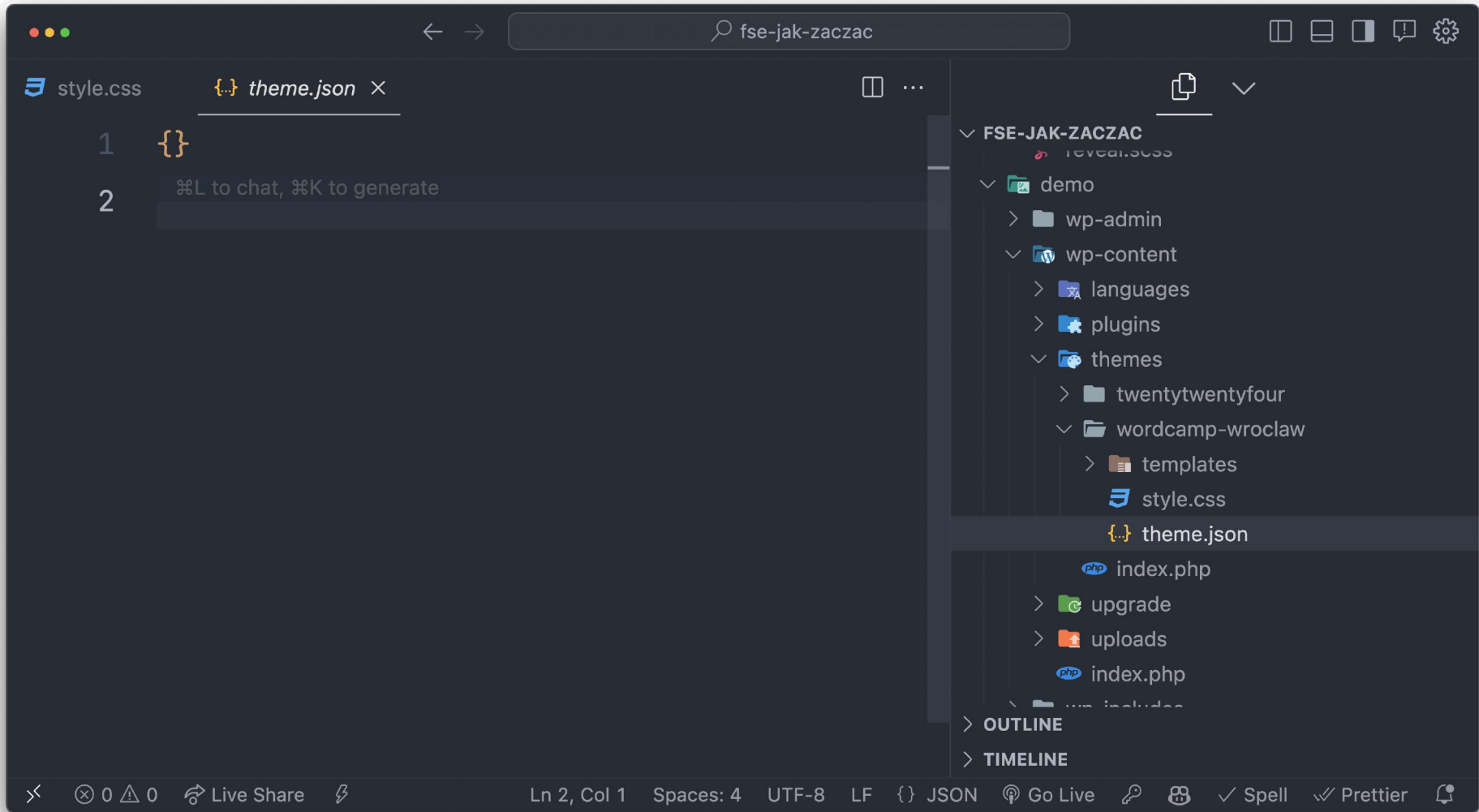
- Section: "Szablony" (Templates)
- Section: "Blok" (Block)
- Section: "Główna strona bloga" (Main Blog Page)
- Description: "Wyświetla najnowsze wpisy jako stronę główną witryny lub własną stronę zdefiniowaną w ustawieniach czytania. Jeśli istnieje, szablon strony głównej zastępuje ten szablon, gdy wpisy są wyświetlane na stronie głównej."
- Section: "OBSZARY" (Areas)
- List of areas: Nagłówek, Ogólne, Ogólne, Stopka

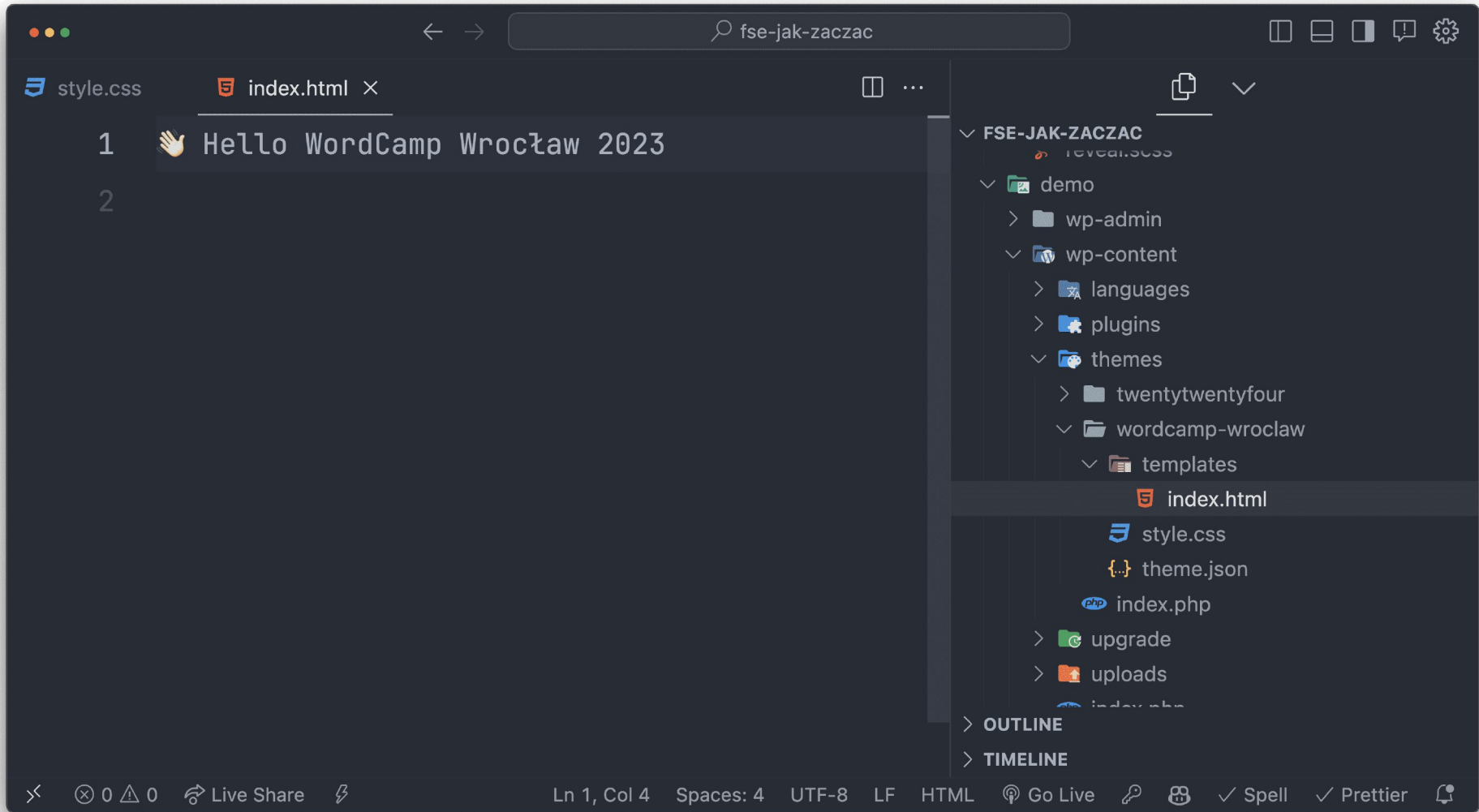
Ewolucja czy rewolucja?

Rewolucja przez wielkie R

Powiesz w końcu jak zacząć? 😡





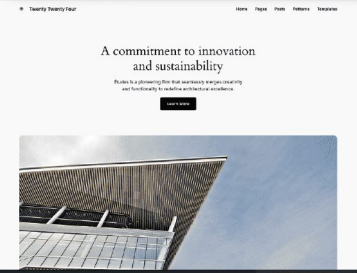


wp.test


WordPress Nightly 0 + Utwórz Witaaj, marcin Pomoc

Motywy 2


[Dodaj nowy motyw](#) Szukaj wśród zainstalowanych motywów



Włączony: Twenty Twenty-Four [Dostosuj](#)



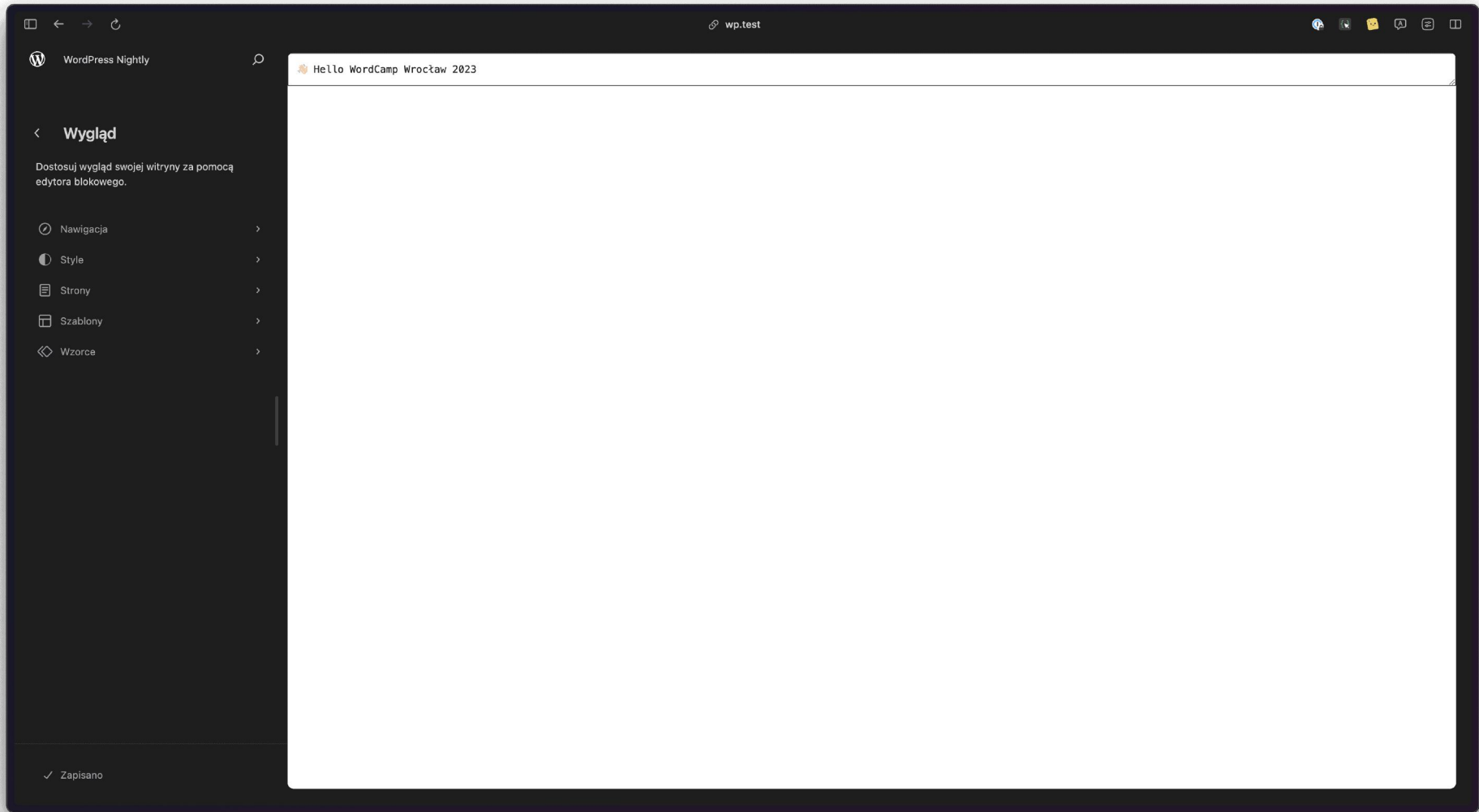
WordCamp Wrocław



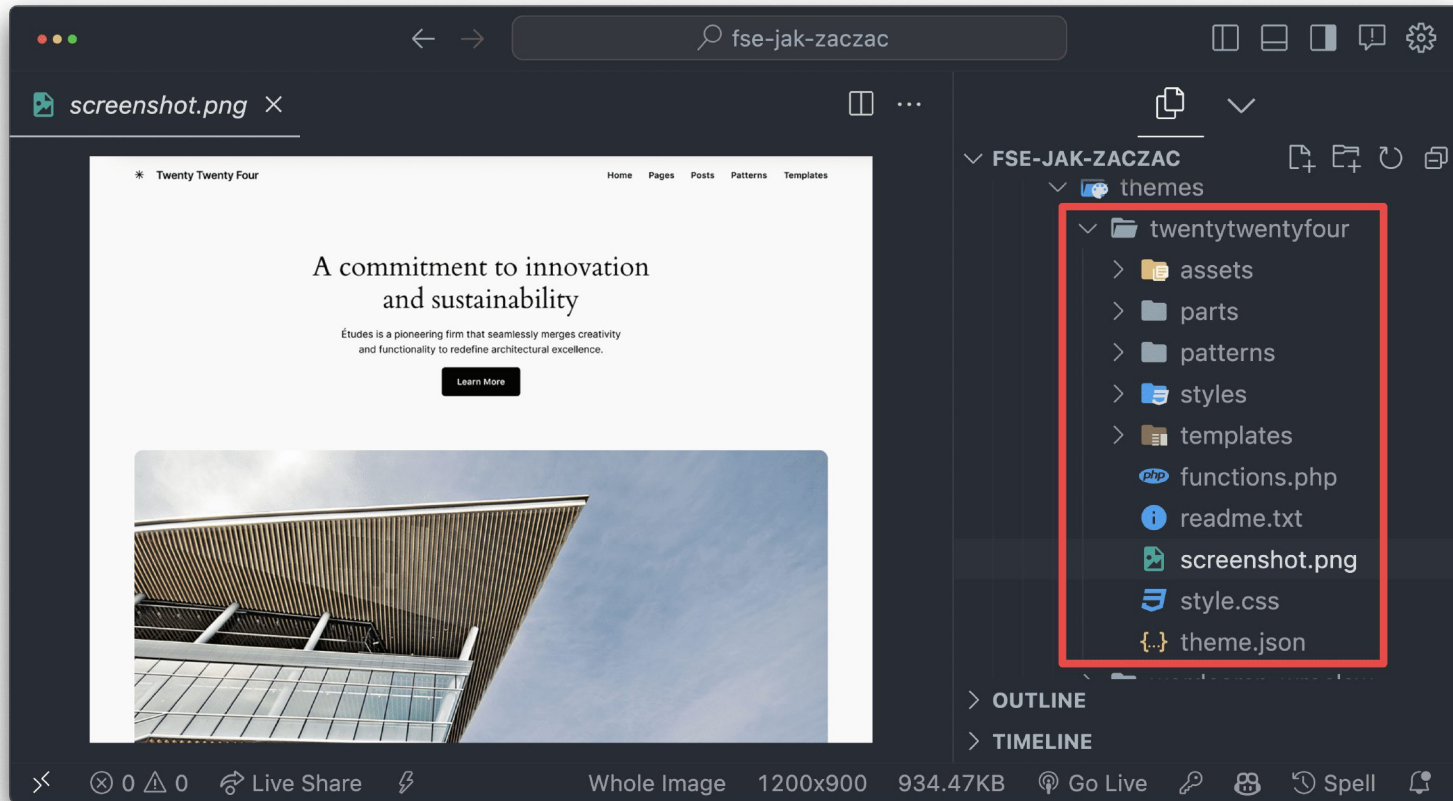
Dodaj nowy motyw

Dziękujemy za tworzenie za pomocą [WordPressa](#).

Używasz wersji rozwojowej (6.4-beta4-56935). Fajnie! Prosimy o [pozostawanie na bieżąco](#).



Twenty Twenty-Four



Struktura plików i katalogów

Struktura plików i katalogów

- style.css *


Struktura plików i katalogów

- style.css *
- theme.json *



Struktura plików i katalogów

- style.css *
- theme.json *
- templates/index.html *

Struktura plików i katalogów

- style.css *
- theme.json *
- templates/index.html *
-  parts

Struktura plików i katalogów

- style.css *
- theme.json *
- templates/index.html *
-  parts
-  patterns






Struktura plików i katalogów

- style.css *
- theme.json *
- templates/index.html *
-  parts
-  patterns
-  styles

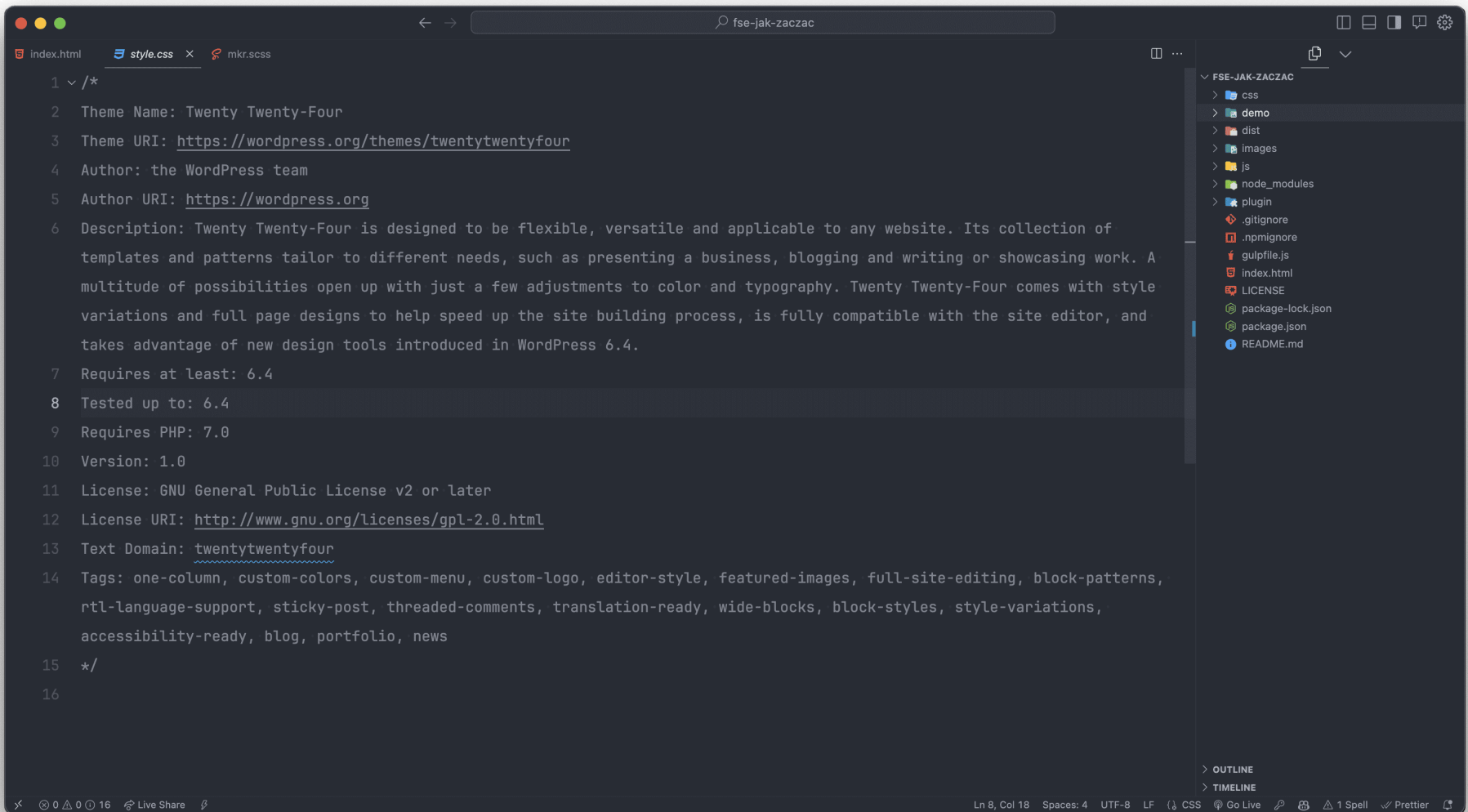
Struktura plików i katalogów

- style.css *
- theme.json *
- templates/index.html *
-  parts
-  patterns
-  styles
-  templates

Struktura plików i katalogów

- style.css *
- theme.json *
- templates/index.html *
-  parts
-  patterns
-  styles
-  templates
-  assets - dobra praktyka

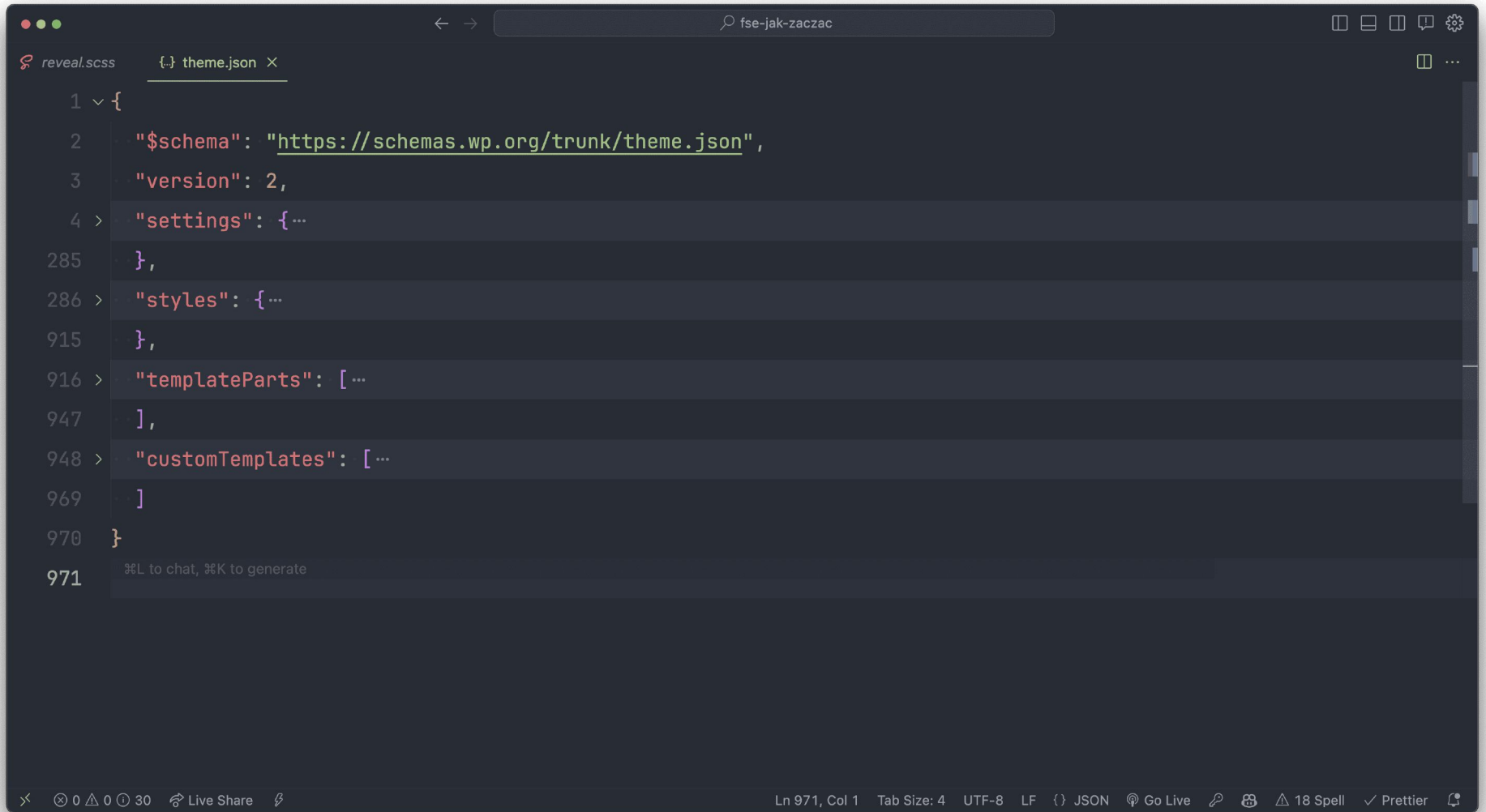
style.css



```
1  /*
2  Theme Name: Twenty Twenty-Four
3  Theme URI: https://wordpress.org/themes/twentytwentyfour
4  Author: the WordPress team
5  Author URI: https://wordpress.org
6  Description: Twenty Twenty-Four is designed to be flexible, versatile and applicable to any website. Its collection of
   templates and patterns tailor to different needs, such as presenting a business, blogging and writing or showcasing work. A
   multitude of possibilities open up with just a few adjustments to color and typography. Twenty Twenty-Four comes with style
   variations and full page designs to help speed up the site building process, is fully compatible with the site editor, and
   takes advantage of new design tools introduced in WordPress 6.4.
7  Requires at least: 6.4
8  Tested up to: 6.4
9  Requires PHP: 7.0
10 Version: 1.0
11 License: GNU General Public License v2 or later
12 License URI: http://www.gnu.org/licenses/gpl-2.0.html
13 Text Domain: twentytwentyfour
14 Tags: one-column, custom-colors, custom-menu, custom-logo, editor-style, featured-images, full-site-editing, block-patterns,
   rtl-language-support, sticky-post, threaded-comments, translation-ready, wide-blocks, block-styles, style-variations,
   accessibility-ready, blog, portfolio, news
15 */
16
```

The screenshot shows a code editor with a dark theme. The main editor area displays the content of the style.css file for the Twenty Twenty-Four WordPress theme. The code is wrapped in a comment block and includes theme metadata such as name, URI, author, description, requirements, and tags. A file explorer on the right side shows the project structure, including folders like 'css', 'demo', 'dist', 'images', 'js', 'node_modules', and 'plugin', and files like '.gitignore', '.npmignore', 'gulpfile.js', 'index.html', 'LICENSE', 'package-lock.json', 'package.json', and 'README.md'. The status bar at the bottom indicates the current cursor position (Ln 8, Col 18) and various editor settings like 'Spaces: 4', 'UTF-8', 'LF', and 'CSS'.

theme.json

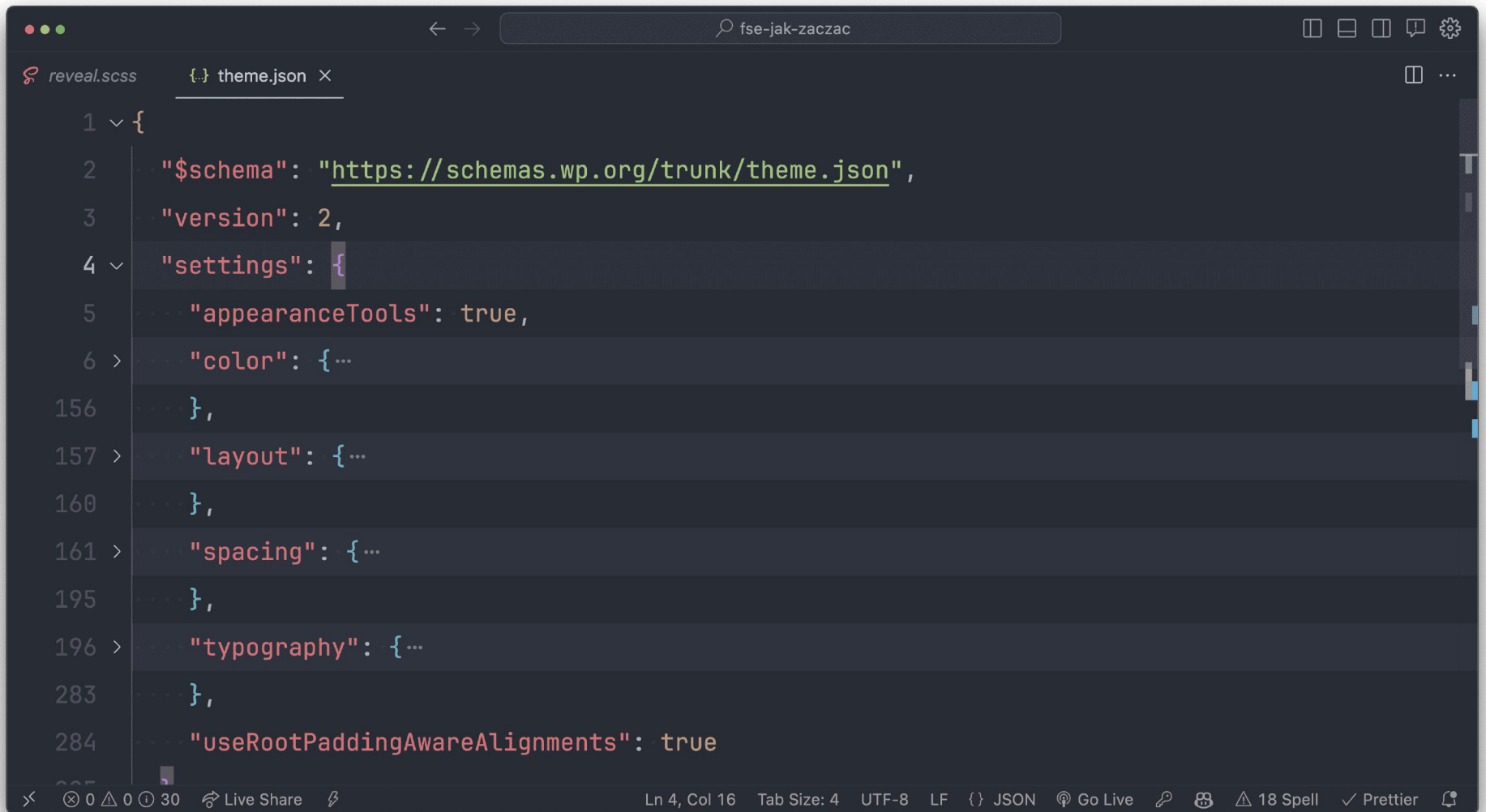


The image shows a code editor window with a dark theme. The title bar at the top indicates the file is named "theme.json" and is part of a project named "reveal.scss". The editor displays the following JSON content:

```
1 {  
2   "$schema": "https://schemas.wp.org/trunk/theme.json",  
3   "version": 2,  
4   "settings": {  
285     },  
286   "styles": {  
915     },  
916   "templateParts": [  
947     ],  
948   "customTemplates": [  
969     ]  
970 }  
971
```

At the bottom of the editor, there is a status bar with the following information: "Ln 971, Col 1", "Tab Size: 4", "UTF-8", "LF", "{} JSON", "Go Live", "18 Spell", and "Prettier".

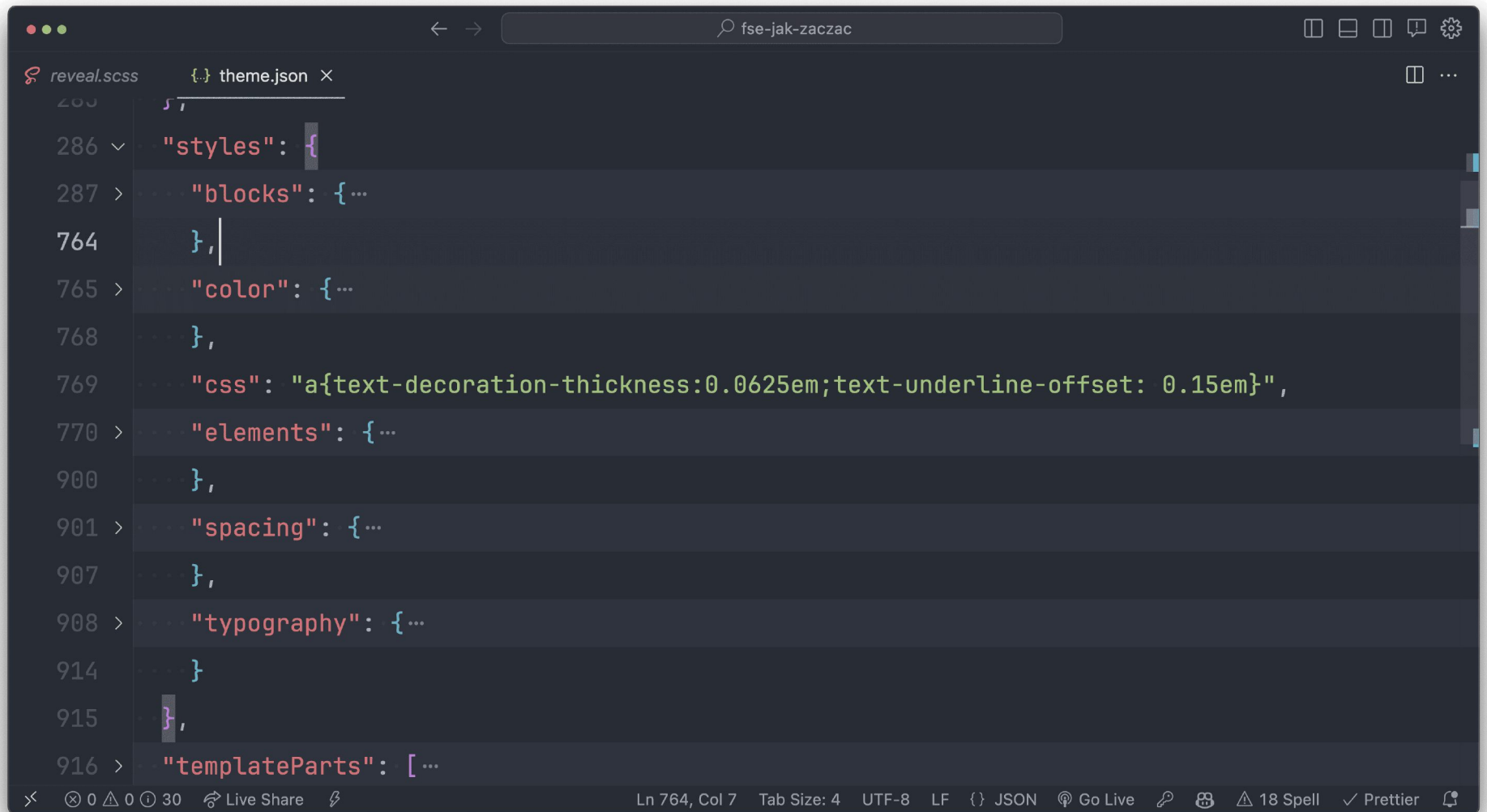
theme.json / settings



```
1 {
2   "$schema": "https://schemas.wp.org/trunk/theme.json",
3   "version": 2,
4   "settings": {
5     "appearanceTools": true,
6     "color": {
156   },
157   "layout": {
160   },
161   "spacing": {
195   },
196   "typography": {
283   },
284   "useRootPaddingAwareAlignments": true
}
```

The screenshot shows a code editor window with a dark theme. The title bar at the top contains window control buttons, a search bar with the text "fse-jak-zaczac", and several utility icons. The editor has two tabs: "reveal.scss" and "theme.json". The "theme.json" file is open and shows a JSON configuration. The "settings" object is expanded, showing nested objects for "color", "layout", "spacing", and "typography". The "appearanceTools" property is set to true, and "useRootPaddingAwareAlignments" is also set to true. The status bar at the bottom displays various editor settings and tool status, including "Ln 4, Col 16", "Tab Size: 4", "UTF-8", "LF", "{} JSON", "Go Live", "18 Spell", and "Prettier".

theme.json / styles



The image shows a code editor window with a dark theme. The active file is 'theme.json'. The editor displays a JSON object with a 'styles' property. The 'styles' object contains several sub-objects: 'blocks', 'color', 'css', 'elements', 'spacing', and 'typography'. The 'css' property is highlighted, showing a CSS rule for the 'a' element. The editor interface includes a search bar at the top with the text 'fse-jak-zaczac', a sidebar on the left with a file explorer showing 'reveal.scss' and 'theme.json', and a status bar at the bottom with various icons and settings like 'Ln 764, Col 7', 'Tab Size: 4', 'UTF-8', 'LF', '{ } JSON', 'Go Live', '18 Spell', and 'Prettier'.

```
286  "styles": {
287    "blocks": {
764    },
765    "color": {
768    },
769    "css": "a{text-decoration-thickness:0.0625em;text-underline-offset: 0.15em}",
770    "elements": {
900    },
901    "spacing": {
907    },
908    "typography": {
914    }
915  },
916  "templateParts": [
```

theme.json / templateParts

```

916  "templateParts": [
917  {
918      "area": "footer",
919      "name": "Footer: Portfolio",
920      "title": "Footer: Portfolio"
921  },
922  {
923      "area": "footer",
924      "name": "Footer: Writer",
925      "title": "Footer: Writer"
926  },
927  {
928      "area": "header",
929      "name": "Header",
930      "title": "Header"
931  },
932  {
933      "area": "header",
934      "name": "Header",
935      "title": "Header"
936  },

```

- File Explorer Path: FSE-JAK-ZACZAC > demo > wp-content > themes > twentytwentyfour > parts
- Files in 'parts' directory:
 - footer-portfolio.html
 - footer-writer.html
 - footer.html
 - header.html
 - post-meta.html
 - sidebar.html

Red boxes highlight the "area" values in the JSON. Red arrows point from these values to the corresponding files in the 'parts' directory:

- "area": "footer" (first instance) points to footer-portfolio.html
- "area": "footer" (second instance) points to footer-writer.html
- "area": "header" (first instance) points to header.html
- "area": "header" (second instance) points to header.html

theme.json / customTemplates

The image shows a VS Code editor window with a file explorer on the right. The editor displays the `theme.json` file, which contains a `customTemplates` array. Red arrows point from the `name` and `postTypes` properties in the JSON to corresponding files in the `templates` directory of the file explorer.

```
948 "customTemplates": [  
949   {  
950     "name": "page-no-title",  
951     "postTypes": ["page"],  
952     "title": "Page No Title"  
953   },  
954   {  
955     "name": "page-wide",  
956     "postTypes": ["page"],  
957     "title": "Page with wide Image"  
958   },  
959   {  
960     "name": "page-with-sidebar",  
961     "postTypes": ["page"],  
962     "title": "Page With Sidebar"  
963   },  
964   {  
965     "name": "single-with-sidebar",  
966     "postTypes": ["post"],  
967     "title": "Single with Sidebar"  
968   }  
969 ]
```

The file explorer on the right shows the following structure:

- FSE-JAK-ZACZAC
 - wp-admin
 - wp-content
 - languages
 - plugins
 - themes
 - twentytwentyfour
 - assets
 - parts
 - patterns
 - styles
 - templates
 - 404.html
 - archive.html
 - home.html
 - index.html
 - page-no-title.html
 - page-wide.html
 - page-with-sidebar.html
 - page.html
 - search.html
 - single-with-sidebar.html
 - single.html
 - functions.php
 - readme.txt
 - screenshot.png
 - style.css
 - theme.json
 - index.php
 - upgrade
 - uploads
 - wp-includes
 - index.php
 - index.php

Szablony HTML

```
theme.json index.html x
1 <!-- wp:template-part {"slug":"header"} /-->
2
3 <!-- wp:group {"tagName":"main","align":"full","layout":{"type":"constrained"}} -->
4 <main class="wp-block-group alignfull">
5   <!-- wp:heading {"level":1,"align":"wide","style":{"spacing":{"padding":{"top":"var:preset|spacing|50"}}}} -->
6   <h1
7     class="wp-block-heading alignwide"
8     style="padding-top: var(--wp--preset--spacing--50)"
9   >
10     Posts
11   </h1>
12   <!-- /wp:heading -->
13   <!-- wp:pattern {"slug":"twentytwentyfour/posts-three-columns"} /-->
14 </main>
15 <!-- /wp:group -->
16
17 <!-- wp:template-part {"slug":"footer","area":"footer","tagName":"footer"} /-->
18
```

Szablony HTML

The image shows a WordPress theme editor interface. On the left is a sidebar with a list of templates. The main area displays a 'Sample Page' with a header, a main heading, a paragraph of text, a button, and a large image. On the right is a file explorer showing a directory structure with various HTML files. Red arrows connect specific elements on the page to their corresponding files in the explorer.

WordPress Nightly Sample Page

A commitment to innovation and sustainability

Études is a pioneering firm that seamlessly merges creativity and functionality to redefine architectural excellence.

About us

File Explorer:

- assets
- parts
- patterns
- styles
- templates
 - 404.html
 - archive.html
 - home.html
 - index.html
 - page-no-title.html
 - page-wide.html
 - page-with-sidebar.html
 - page.html
 - search.html
 - single-with-sidebar.html
 - single.html
- functions.php
- readme.txt
- screenshot.png

Template List (Left Sidebar):

- Główna strona bloga
- Indeks
- Page No Title
- Page With Sidebar
- Page with wide Image
- Pojedynczy wpis
- Single with Sidebar
- Strona: 404
- Strony
- Wszystkie archiwa
- Wyniki wyszukiwania

Connections (Red Arrows):

- Główna strona bloga → index.html
- Indeks → archive.html
- Page No Title → page-no-title.html
- Page With Sidebar → page-with-sidebar.html
- Page with wide Image → page-wide.html
- Pojedynczy wpis → single.html
- Single with Sidebar → single-with-sidebar.html
- Strona: 404 → 404.html
- Strony → search.html
- Wszystkie archiwa → archive.html
- Wyniki wyszukiwania → search.html

Wzorce

WordPress Nightly

wp.test

All patterns

A list of all patterns from all sources

Szukaj wzorów

Wszytko Zsynchronizowano Nie synchronizuj

- All patterns 34
- Banery 3
- Bez kategorii 1
- Galeria 1
- o 11
- Portfolio 3
- Referencje 2
- Stopki 3
- Tekst 10
- Wezwanie do działania 7
- Wpisy 5
- Wyróżnione 10
- Zespół 1

FRAGMENTY SZABLONU

Zarządzaj wszystkimi własnymi wzorcami

Zarządzaj wszystkimi częściami szablonów

Zapisano

34 elementy

Centered Statement 🔒

Clients 🔒

FAQs

- What is your process working in smaller projects?
- Who is behind Études?
- I'd like to get to meet fellow architects, how can I do that?
- Can I apply to be a part of the team or work as a contractor?

Faq 🔒

A passion for creating spaces

Our comprehensive suite of professional services caters to a diverse clientele, ranging from homeowners to commercial developers.

- Renovation and restoration**
Experience the fusion of imagination and expertise with Études Architectural Solutions.
- Continuous Support**
Experience the fusion of imagination and expertise with Études Architectural Solutions.
- App Access**
Experience the fusion of imagination and expertise with Études Architectural Solutions.
- Consulting**
Experience the fusion of imagination and expertise with Études Architectural Solutions.
- Project Management**
Experience the fusion of imagination and expertise with Études Architectural Solutions.
- Architectural Solutions**
Experience the fusion of imagination and expertise with Études Architectural Solutions.

Feature grid 🔒

Three columns of text 🔒

We recognize the role architecture plays in shaping a sustainable future.

- Consulting**
Our vision is to be at the forefront of architectural innovation, fostering a global community of architects and enthusiasts united by a passion for creating spaces.
- Design**
Our vision is to be at the forefront of architectural innovation, fostering a global community of architects and enthusiasts united by a passion for creating spaces.
- Project Management**
Our vision is to be at the forefront of architectural innovation, fostering a global community of architects and enthusiasts united by a passion for creating spaces.
- Maintenance**
Our vision is to be at the forefront of architectural innovation, fostering a global community of architects and enthusiasts united by a passion for creating spaces.

An array of resources

Our comprehensive suite of professional services caters to a diverse clientele, ranging from homeowners to commercial developers.

- Études Architect App**
 - Collaborate with fellow architects.
 - Showcase your projects.
 - Experience the world of architecture.
- Études Newsletter**
 - A world of thought-provoking articles.
 - Case studies that celebrate architecture.
 - Exclusive access to design insights.

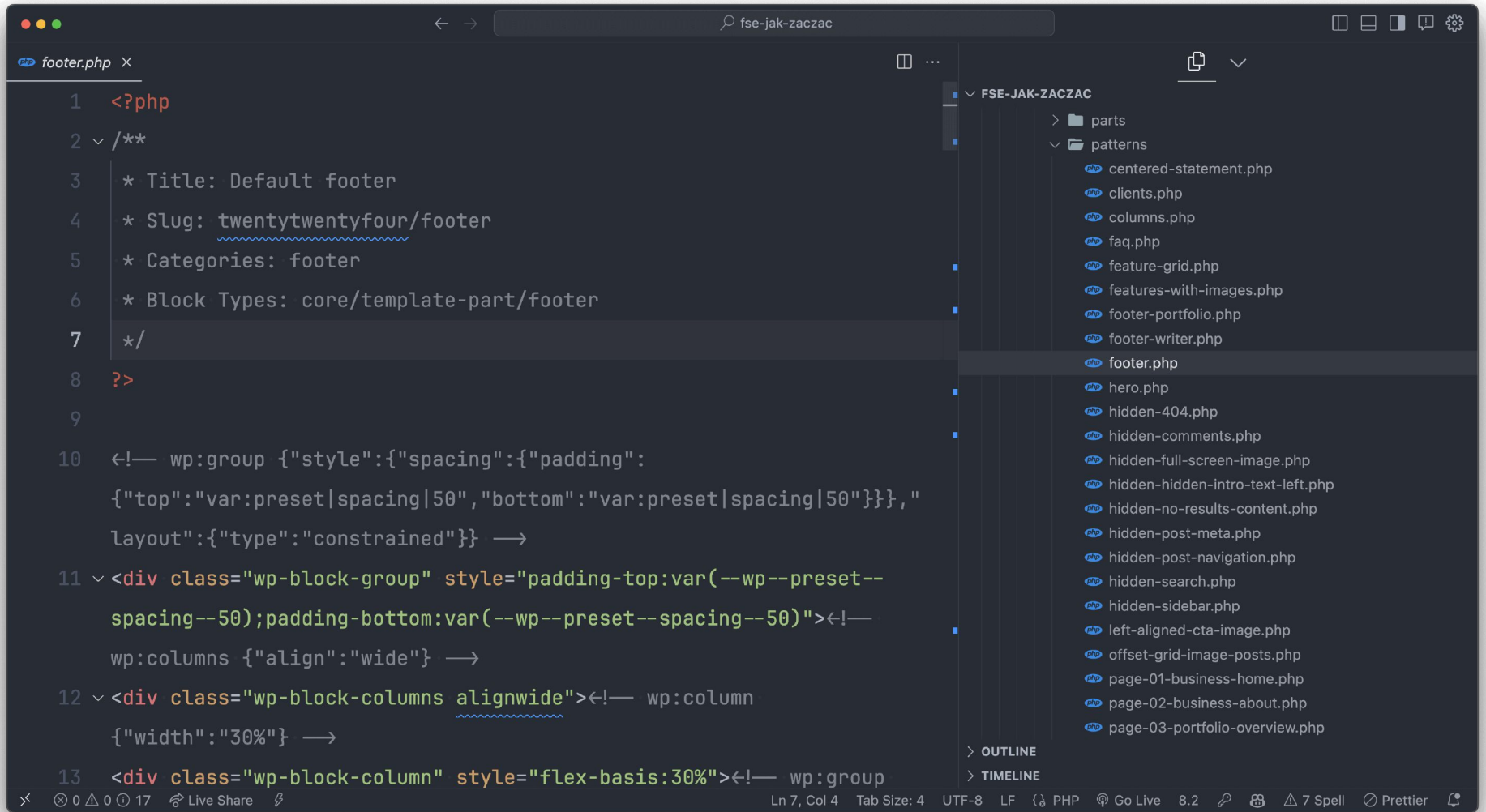
Wzorce

The screenshot displays the WordPress Patterns interface. On the left, a sidebar lists various pattern categories such as 'All patterns', 'Banery', 'Bez kategorii', 'Galeria', 'o', 'Portfolio', 'Referencje', 'Stopki', 'Tekst', 'Wezwanie do działania', 'Wpisy', 'Wyróżnione', and 'Zespół'. A red box highlights a '+' icon in the sidebar. The main area shows a grid of pattern thumbnails, including 'Centered Statement', 'FAQs', 'Three columns of text', 'Creating spaces', 'An array of resources', and 'Feature grid'. A modal window titled 'Utwórz wzorec' is open in the center, containing a form with the following fields and options:

- NAZWA:** A text input field containing 'Moje wzorce'.
- KATEGORIE:** An empty text input field.
- Options:** A toggle switch labeled 'Zsynchronizowano' is checked and highlighted with a red box.
- Buttons:** 'Anuluj' and 'Utwórz' buttons are located at the bottom of the modal.

Below the modal, a pagination bar shows '34 elementy' and navigation arrows.

Wzorce



```
1 <?php
2 /**
3  * Title: Default footer
4  * Slug: twentytwentyfour/footer
5  * Categories: footer
6  * Block Types: core/template-part/footer
7  */
8 ?>
9
10 <!-- wp:group {"style":{"spacing":{"padding":{"top":"var:preset|spacing|50","bottom":"var:preset|spacing|50"}}},"layout":{"type":"constrained"}} -->
11 <div class="wp-block-group" style="padding-top:var(--wp--preset--spacing--50);padding-bottom:var(--wp--preset--spacing--50)">
```


Wzorce

```
1 <?php
2 /**
3  * Title: Hidden Search form
4  * Slug: twentytwentyfour/search
5  * Insertter: no
6  */
7 ?>
8
9 <!-- wp:search {"label":"<?php echo esc_attr_x( 'Search', 'search
form label', 'twentytwentyfour' ); ?
>","showLabel":false,"buttonText":"<?php echo esc_attr_x( 'Search',
'search button text', 'twentytwentyfour' ); ?>","fontSize":"medium"}
/-->
10
```

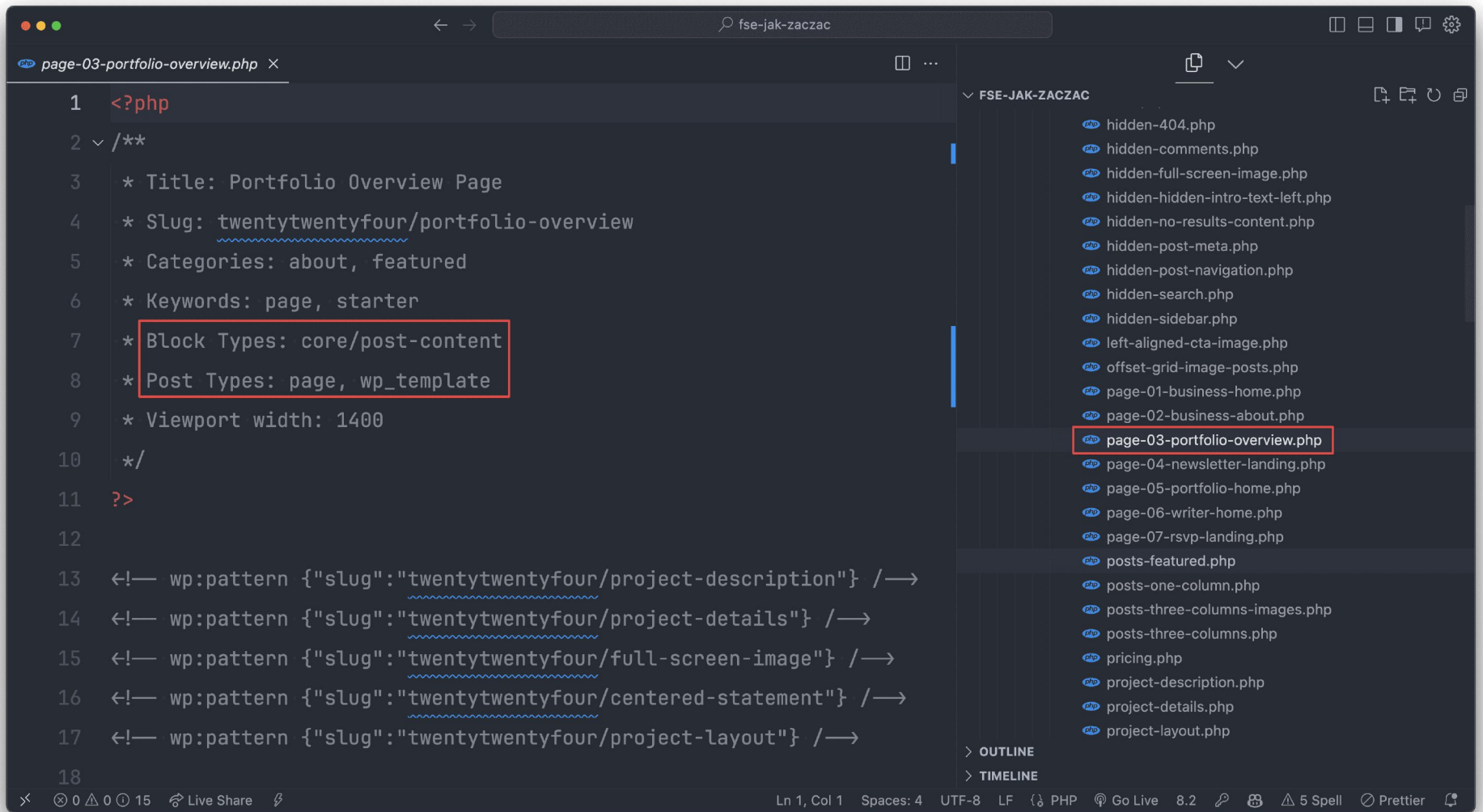
File Explorer: FSE-JAK-ZACZAC

- parts
- patterns
 - centered-statement.php
 - clients.php
 - columns.php
 - faq.php
 - feature-grid.php
 - features-with-images.php
 - footer-portfolio.php
 - footer-writer.php
 - footer.php
 - hero.php
 - hidden-404.php
 - hidden-comments.php
 - hidden-full-screen-image.php
 - hidden-hidden-intro-text-left.php
 - hidden-no-results-content.php
 - hidden-post-meta.php
 - hidden-post-navigation.php
 - hidden-search.php**
 - hidden-sidebar.php
 - left-aligned-cta-image.php
 - offset-grid-image-posts.php
 - page-01-business-home.php
 - page-02-business-about.php
 - page-03-portfolio-overview.php

OUTLINE
TIMELINE

Ln 1, Col 1 Spaces: 4 UTF-8 LF PHP Go Live 8.2 3 Spell Prettier

Wzorce



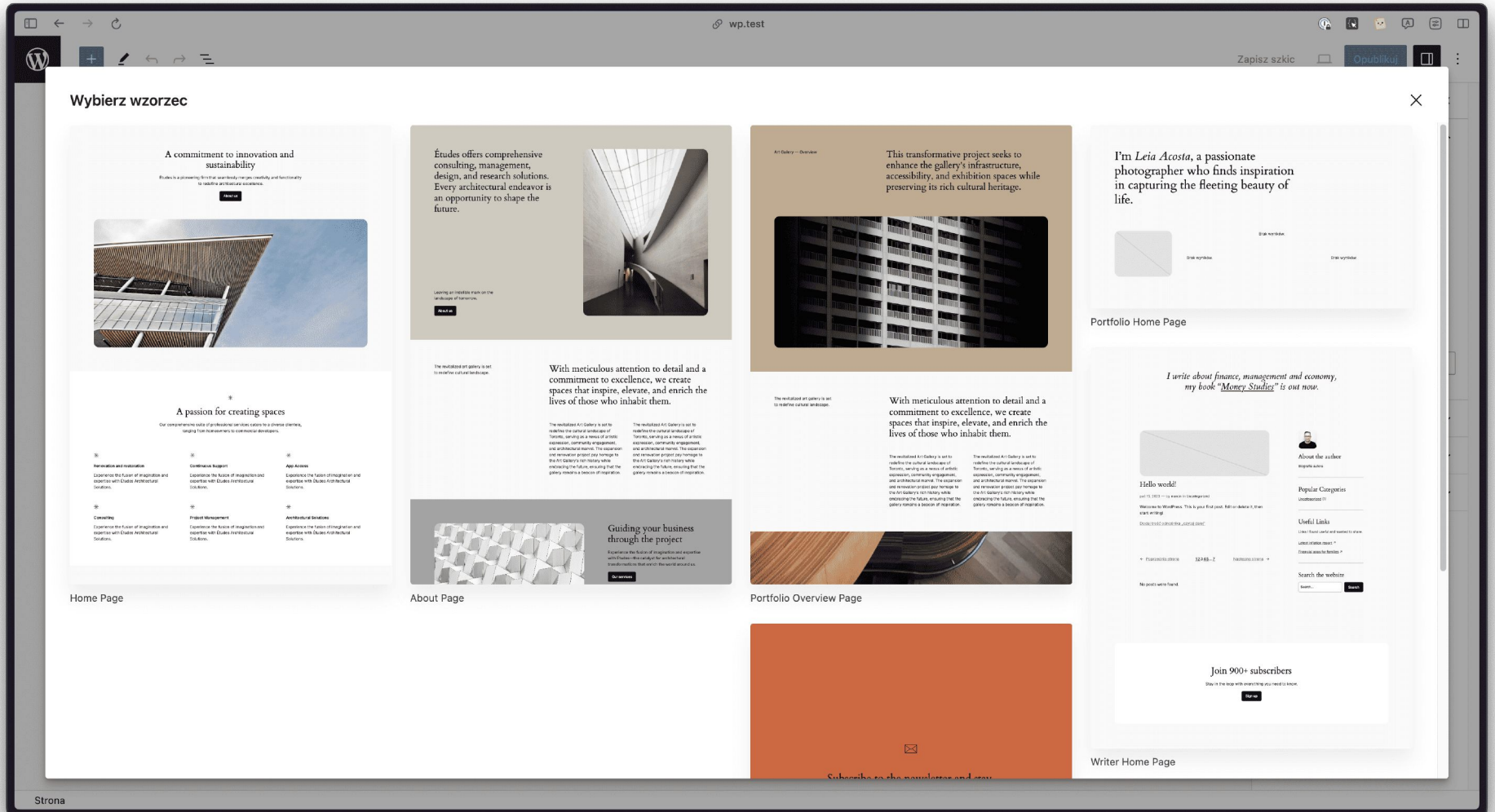
```
1 <?php
2 /**
3  * Title: Portfolio Overview Page
4  * Slug: twentytwentyfour/portfolio-overview
5  * Categories: about, featured
6  * Keywords: page, starter
7  * Block Types: core/post-content
8  * Post Types: page, wp_template
9  * Viewport width: 1400
10 */
11 ?>
12
13 <!-- wp:pattern {"slug":"twentytwentyfour/project-description"} /-->
14 <!-- wp:pattern {"slug":"twentytwentyfour/project-details"} /-->
15 <!-- wp:pattern {"slug":"twentytwentyfour/full-screen-image"} /-->
16 <!-- wp:pattern {"slug":"twentytwentyfour/centered-statement"} /-->
17 <!-- wp:pattern {"slug":"twentytwentyfour/project-layout"} /-->
18
```

File Explorer (FSE-JAK-ZACZAC):

- hidden-404.php
- hidden-comments.php
- hidden-full-screen-image.php
- hidden-hidden-intro-text-left.php
- hidden-no-results-content.php
- hidden-post-meta.php
- hidden-post-navigation.php
- hidden-search.php
- hidden-sidebar.php
- left-aligned-cta-image.php
- offset-grid-image-posts.php
- page-01-business-home.php
- page-02-business-about.php
- page-03-portfolio-overview.php**
- page-04-newsletter-landing.php
- page-05-portfolio-home.php
- page-06-writer-home.php
- page-07-rsvp-landing.php
- posts-featured.php
- posts-one-column.php
- posts-three-columns-images.php
- posts-three-columns.php
- pricing.php
- project-description.php
- project-details.php
- project-layout.php

STATUS BAR: Ln 1, Col 1 Spaces: 4 UTF-8 LF PHP Go Live 8.2 5 Spell Prettier

Wzorce



Części szablonów

The screenshot shows the WordPress 'All patterns' interface. A modal dialog titled 'Utwórz część szablonu' (Create pattern part) is open, allowing the user to define a new pattern part. The dialog has the following fields and options:

- NAZWA** (Name): A text input field containing 'Social Media'.
- OBSZAR** (Area): A dropdown menu with three options:
 - Ogólne** (General): 'Szablony ogólne często spełniają specyficzną rolę, taką jak wyświetlanie treści wpisu i nie są przypisane do żadnego konkretnego obszaru.' (General templates often fulfill a specific role, such as displaying post content and are not assigned to any specific area.)
 - Nagłówek** (Header): 'Szablon nagłówka definiuje obszar strony, który najczęściej zawiera tytuł, logo i główną nawigację.' (Header template defines the page area that most often contains the title, logo, and main navigation.)
 - Stopka** (Footer): 'Szablon stopki definiuje obszar strony, w którym zazwyczaj znajdują się informacje o autorach witryny, odnośniki społecznościowe lub zestaw dowolnych bloków.' (Footer template defines the page area where you usually find information about the website authors, social media links, or a set of arbitrary blocks.) This option is selected with a checkmark.

At the bottom of the dialog are 'Anuluj' (Cancel) and 'Utwórz' (Create) buttons.

The background interface shows a list of patterns with a search bar and a sidebar with categories like 'Wzorce' (Patterns), 'Banery' (Banners), 'Galeria' (Gallery), etc. The main content area displays various pattern thumbnails, including 'Centered Statement', 'FAQs', 'Three columns of text', 'An array of resources', and 'Feature grid'.

Części szablonów

The screenshot displays the WordPress Gutenberg editor interface. At the top, the browser address bar shows 'wp.test' and a search bar with 'Główna strona bloga'. The editor title bar reads 'WordPress Nightly' and 'Sample Page'. On the left, the 'Widok listy' (Block List) sidebar shows a hierarchy: 'Header' (selected), followed by five 'Grupa' (Group) blocks, and 'Footer'. The main editing area shows a 'Header' block containing the text 'A commitment to innovation and sustainability' and 'Études is a pioneering firm that seamlessly merges creativity and functionality to redefine architectural excellence.', with an 'About us' button below. A large image of a modern building facade is positioned at the bottom. On the right, the 'Szablon' (Template) sidebar shows 'Header' and 'Zaawansowane' (Advanced) options. The bottom status bar indicates 'Szablon > Header'.

Eksport zmian w motywie

wp.test

Główna strona bloga

WordPress Nightly

Sample Page

Widok listy


- Header
- Grupa
 - Grupa
 - Grupa
 - Grupa
 - Grupa
 - Grupa
 - Grupa
- Footer

Header

A commitment to innovation and sustainability

Études is a pioneering firm that seamlessly merges creativity and functionality to redefine architectural excellence.

About us



Szablon > Header

ZOBACZ

Górny pasek narzędzi
Dostęp do wszystkich narzędzi blokowych i dokumentów w jednym miejscu

Tryb podświetlania
Skup się na jednym bloku na raz

Bez rozpraszania
Pisz w spokoju

EDYTOR

Edytor wizualny ✓

Edytor kodu ↵⌘M

WTYCZKI

Ustawienia ✓

Style 🌑

NARZĘDZIA

Eksport
Pobierz swój motyw ze zaktualizowanymi szablonami i stylami. ↓

Skróty klawiaturowe ^⌘H

Poradnik powitalny

Kopijuj wszystkie bloki

Pomoc ↗

Preferencje

Przydatne narzędzia

Create Block Theme

The screenshot shows the WordPress dashboard interface for a user named 'marcin'. The main content area displays a search for 'create block theme' with 1,036 results. The 'Create Block Theme' plugin is highlighted with a red border. Other visible plugins include WooCommerce, UpdraftPlus WordPress Backup & Migration Plugin, Rank Math SEO, Create by Mediavine, Theme My Login, Gallery Blocks with Lightbox, and Spectra – WordPress Gutenberg Blocks.

WordPress Dashboard
wp.test | Witaj, marcin

Wygląd > **Wtyczki**

Dodaj wtyczki | Wyślij wtyczkę na serwer

Wyniki wyszukiwania | Testy beta | Wyróżnione | Popularne | Polecane | Ulubione

Słowo kluczowe: create block theme

1 036 elementów

Plugin Name	Author	Rating	Active Installations	Last Updated
Create Block Theme	WordPress.org	★★★★★ (24)	6 000+ aktywnych instalacji	Ostatnia aktualizacja: 3 miesiące temu
WooCommerce	Automatic	★★★★★ (4 148)	Ponad 5 milionów aktywnych instalacji	Ostatnia aktualizacja: 5 dni temu
UpdraftPlus WordPress Backup & Migration Plugin	UpdraftPlus.Com, DavidAnderson	★★★★★ (7 218)	Ponad 3 miliony aktywnych instalacji	Ostatnia aktualizacja: 1 miesiąc temu
Rank Math SEO	Rank Math	★★★★★ (6 071)	Ponad 2 miliony aktywnych instalacji	Ostatnia aktualizacja: 2 tygodnie temu
Create by Mediavine	Mediavine	★★★★★ (16)	8 000+ aktywnych instalacji	Ostatnia aktualizacja: 9 miesięcy temu
Theme My Login	Theme My Login	★★★★☆ (456)	90 000+ aktywnych instalacji	Ostatnia aktualizacja: 2 miesiące temu
Gallery Blocks with Lightbox, Image Gallery, (HTML5 video, YouTube, Vimeo) Video Gallery and				
Spectra – WordPress Gutenberg Blocks				
Block Visibility – Conditional Visibility Control for the Block Editor				

Create Block Theme

WordPress Nightly 0 + Utwórz Witaj, marcin

Create Block Theme

Export your current block theme (Twenty Twenty-Four) with changes you made to Templates, Template Parts and Global Styles.

- Export Twenty Twenty-Four
[Export the activated theme with user changes]
- Create child of Twenty Twenty-Four
[Create a new child theme. The currently activated theme will be the parent theme.]
- Clone Twenty Twenty-Four
[Create a new theme cloning the activated theme. The resulting theme will have all of the assets of the activated theme as well as user changes.]
- Overwrite Twenty Twenty-Four
[Save USER changes as THEME changes and delete the USER changes. Your changes will be saved in the theme on the folder.]
- Create blank theme
[Generate a boilerplate "empty" theme inside of this site's themes directory.]
- Create a style variation
[Save user changes as a style variation of Twenty Twenty-Four.]

Generate

Wygląd

Motywy

Edytor

Create Block Theme

Manage Theme Fonts

Wtyczki

Użytkownicy

Narzędzia

Ustawienia

Zwiń menu

ThemeGen

The screenshot shows the ThemeGen web application interface. At the top left, there is a green diagonal banner that says "BETA v0.83". The main header area has the "ThemeGen" logo on the left and social media icons for Twitter and GitHub on the right. The central heading reads "Block Theme Generator for WordPress". Below this, a welcome message states: "Welcome to the block theme generator app! The place where you can *visually* create themes - no coding required! Configure theme settings via each tab below and then click the **Generate JSON** button to create all that [theme.json](#) goodness!".

The interface features a horizontal navigation bar with five tabs: "Settings" (active), "Styles", "Custom Templates", "Template Parts", and "Other". The "Settings" tab is expanded, showing a section titled "Manage your theme.json settings in this section." Below this, there are several categories of settings, each with a list of options and a control panel:

- Border**: Includes checkboxes for "Color", "Radius", "Style", and "Width".
- Colors**: Includes checkboxes for "Background", "Custom", "Custom Duotone", "Custom Gradient", "Default Gradients", "Default Palette", "Link", and "Text".
- Color Values**: A dropdown menu currently showing "Color Values".
- Palette Colors**: A section with the text "No palette colors defined." and a control panel with a plus sign, a trash icon, and a refresh icon.
- Gradient Colors**: A section with the text "No gradients defined." and a control panel with a plus sign, a trash icon, and a refresh icon.
- Duotone Colors**: A section with a control panel with a plus sign, a trash icon, and a refresh icon.

On the right side of the interface, there is a code editor window titled "theme.json" with a copy icon. It displays the following JSON configuration:

```
{
  "version": "2",
  "settings": {
    "appearanceTools": false,
    "border": {
      "color": false,
      "radius": false,
      "style": false,
      "width": false
    },
    "color": {
      "background": false,
      "custom": false,
      "customDuotone": false,
      "customGradient": false,
      "defaultGradients": false,
      "defaultPalette": false,
      "duotone": [],
      "gradients": [],
      "link": false,
      "palette": [],
      "text": false
    },
    "custom": {
      "appearanceTools": false,
```

Podsumowanie

Rewolucja dzieje się na naszych oczach

Największe zmiany

Największe zmiany

- brak customizera (Wygląd / Dostosuj)

Największe zmiany

- brak customizera (Wygląd / Dostosuj)
- bloki zamiast tagów szablonów

Największe zmiany

- brak customizera (Wygląd / Dostosuj)
- bloki zamiast tagów szablonów
- bloki zamiast widgetów

Największe zmiany

- brak customizera (Wygląd / Dostosuj)
- bloki zamiast tagów szablonów
- bloki zamiast widgetów
- bloki zamiast nawigacji

Największe zmiany

- brak customizera (Wygląd / Dostosuj)
- bloki zamiast tagów szablonów
- bloki zamiast widgetów
- bloki zamiast nawigacji
- HTML zamiast PHP*

Największe zmiany

- brak customizera (Wygląd / Dostosuj)
- bloki zamiast tagów szablonów
- bloki zamiast widgetów
- bloki zamiast nawigacji
- HTML zamiast PHP*
- theme.json zamiast wielu plików CSS - CSS "piszemy" głównie w theme.json (lub w Edytorze wizualnym w sekcji Style)

Pytania?

Dzięki 🙌



krzeminski.net / devzilla.pl / akademiagutenberg.pl
marcin@krzeminski.net

